



inspiring food.



iSi Nitro Whip. iSi Nitro Chargers.

NEW

Start Serving Nitro Brew Today!

No Tubes
No Taps
No Hassles





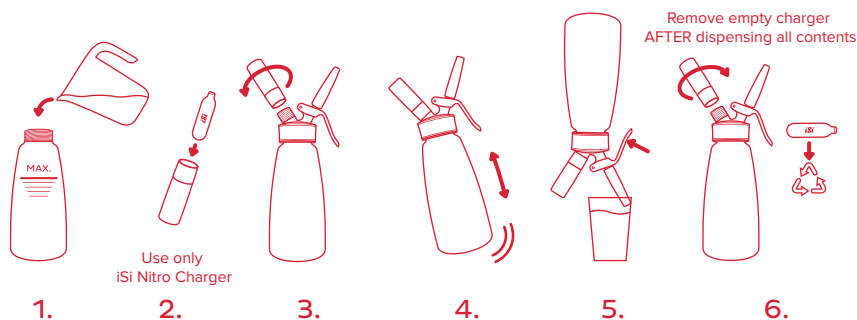
The NEW no hassle way to serve perfect Nitro Beverages.

Nitro Brew is one of the fastest growing trends in the coffee business. Now iSi offers a way to include Nitro Brew personalized service in any size operation.

Offer Nitro Coffee, Nitro Tea, and Nitro Cocktails to delight your guests table/barside. Adding Nitrogen (N₂) to cold brew coffee and cocktails initiates a spectacular cascading effect, making the beverage unique, attractive, and personal.



Nitrogen creates a velvety creamy texture and a long lasting foamy head for brews and cocktails. The iSi Nitro Whip allows operators to dispense fresh for every serving and the iSi designed closed system allows the brew to remain unchanged for several days in refrigeration.

A simple process for dispensing: just fill the Nitro Whip, charge with one iSi Nitro Charger, shake, and dispense. Watch the engaging swirl and cascade, as the foamy head develops right before your eyes.



iSi Nitro Charger filled with Nitrogen Gas for use only with iSi Nitro Whip



Item	iSi Item #	Description	Application	Material	Color	Capacity	Dimensions	EAN Code	Case Pack
	179001	Nitro Whip™	For Infusing Nitrogen gas into liquid, for the preparation of Nitro coffee, tea, & cocktails	Stainless Steel and Silicone	Brushed stainless steel with brown silicone grip	1 Quart (32 ounces)	12.6" x 13.8" x 8.5"	9002377217907	6
	070599	Nitro Charger™ 16 per box	Nitrogen Gas N ₂	Recyclable steel	Metallic bronze	2.4 grams	3.3" x 3.3" x 2.9"	900237207052	24 boxes

Nitro Charger: 16 nitrogen gas chargers for the preparation of nitro coffee, tea & cocktails. Non-refillable. Max. amount for preparation: 1 L (1 US Quart) per charger. Always use iSi Nitro Whip and iSi Nitro Charger in combination and only in accordance with instructions. Do not use for other purposes! Keep the charger on until the bottle is empty. Do not inhale! Misuse can be physically harmful and dangerous to your health. Identification color: bronze. Recyclable steel. Volume: 15 ml (0.51 fl. oz.). Net content: 2.4 g (0.08 oz.) pure nitrogen gas, N₂ (E 941) under pressure, gross weight: approx. 28 g (0.99 oz.) per charger. Filling pressure: max. 150 bar. Never dispose of full chargers. Never use force when opening. Keep out of reach of children. Keep this information until use of last charger. Store at room temperature and keep dry. Keep out of sunlight and temperatures above 50°C/122°F. Best before date printed on bottom of carton .



Nitro Brew delivers a smooth creamy taste without bitterness and with no added calories from cream and sugar!

The iSi Advantage.

- Instantly join the fastest growing trend in coffee today
- Tableside presentation that will wow your guests
- Prepare what you want to offer: Coffee, Tea, Cocktails – you decide!
- Easily create memorable *LTO's* and *Daily Specials*
- Proven iSi quality and safety
- Charger based solution for repeated perfect results
- Low set-up cost – no taps, no gas tanks, no space requirements, no kitchen area revisions
- Less maintenance and cleaning than keg system
- Easy to use, easy to train staff

Legendary iSi Quality designed for optimum performance and safety for every serving.

- Uses NEW Nitro Charger with nitrogen gas for authentic Nitro Brew beverages.
- Specifically designed valve safely regulates nitrogen gas pressure and introduction into the bottle.
- Suitable for cold applications up to 30° C / 86° F.
- NSF approved, stainless steel bottle and head – designed for professional use
- Non slip silicone grip on head and charger holder
- 2 Year warranty
- Nitro Chargers, in metallic bronze color, designed only for use with iSi Nitro Whip. Cream Chargers, (N₂O) and other manufacturer's nitrogen chargers will not work in the iSi Nitro Whip.



For more information on the iSi Nitro Whip™ system, contact your local iSi Representative or visit us online at www.iSiFoodservice.com. iSi Customer Service: isinorthamerica@isi.com or 1-800-227-2426



isi-nitro.com



Nitro Whip & Nitro Chargers Recipes

Nitro Coffee

INGREDIENTS

32 ounces of Cold Brew Coffee

1 Nitro Charger (Nitrogen gas)

Pour the Cold Brew Coffee into the iSi Nitro Whip, screw on 1 iSi Nitro Charger and shake vigorously. Dispense against the side of Pint Glass for optimal cascading effect.

Yield: two 16 ounce portions



Nitro Tea

INGREDIENTS

32 ounces water

20 g honey

6 teabags of fruit tea (red berries)

5 ounces mango puree

1 Nitro Charger (Nitrogen gas)

Brew water, honey and tea bags in the refrigerator for 24 hours.

Then pass through a cone-shaped coffee filter into the iSi Nitro Whip. Screw on 1 iSi Nitro Charger and shake vigorously.

Pour the mango puree into 2 tall glasses and dispense the Nitro Fruit Tea into each glass, above the mango puree, against the side of the glass for optimal cascading effect.

Yield: two 16 ounce portions



Nitro Coffee Cocktail

INGREDIENTS

29 ounces cold brew coffee

3 ounces of gin

1 Nitro Charger (Nitrogen Gas)

7 ounces of Bitter Lemon soda mixer

3 sheets of Gelatin

1 Pro Charger (Nitrous Oxide)

1 Gourmet Whip (Pint)

5.5 ounces of Tonic

GIN INFUSED COLD BREW COFFEE

Pour the cold brew coffee and the gin into the iSi Nitro Whip, screw on 1 iSi Nitro Charger and shake vigorously.

BITTER LEMON FOAM

Mix Bitter Lemon with prepared gelatin and pass through iSi Funnel & Sieve directly into a 0.5 L iSi Gourmet Whip. Screw on 1 iSi Pro Charger and shake vigorously.

NITRO COFFEE GIN & TONIC

Combine tonic and ice cubes in a tall glass, add gin infused nitro coffee and top with bitter lemon foam.

Yield: two 16 ounce portions